

Ancon BT Galvanised Couplers

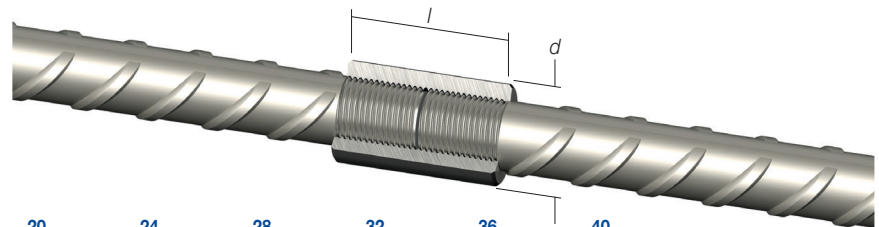
Ancon BT Galvanised Couplers are an extension to our range of BT reinforcing bar couplers and are generally used to join lengths of galvanised reinforcing bar that have been threaded at our facilities. They are suitable for projects of any size where the strength of the connection is required to match or exceed that of the parent bars, including large scale, high volume coupler applications.

The threading process needs to be performed on pre-galvanised bar which removes the protective coating at the location of the thread. The thread can be treated with anti-corrosion spray paint upon request. Galvanising of bars after threading is strictly prohibited.

A 55 micron zinc coating applied using TDG achieves a greater performance than what is required by AS/NZS 4680 for a 70 micron HDG zinc coating.

This technical data sheet should be read in conjunction with the current published version of the Ancon Reinforcing Bar Couplers brochure.

As the standard Hot Dip Galvanising (HDG) process tends to clog up the threads, Leviat uses a Thermal Diffusion Galvanising (TDG) process with a coating thickness of 55 microns.



Dimensions

Bar Diameter	12	16	20	24	28	32	36	40
External Diameter <i>d</i>	22	28	32	40	45	50	57	62
Coupler Length <i>l</i>	28	40	48	60	66	78	92	98
Type A Thread Length <i>t</i>	14	20	24	30	33	36	42	45
BT Round Locknut <i>l_n</i>	12	12	12	15	15	15	20	20
Thread Size	M14	M20	M24	M30	M33	M36	M42	M45
Thread Pitch	2.0	2.5	3.0	3.5	3.5	4.0	4.5	4.5
Part No-Coupler	BTC12AG	BTC16AG	BTC20AG	BTC24AG	BTC28AG	BTC32AG	BTC36AG	BTC40AG



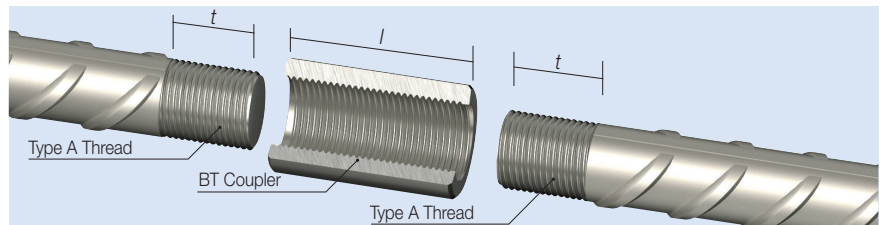
BT round locknut

Notes: All dimensions are approximate and subject to change without notice. Thread length of all couplers equal to 2t. BT coupler for size 50mm reinforcing bar is available on request. BT Hex Locknuts also available on request.

Ancon BT Galvanised Type A

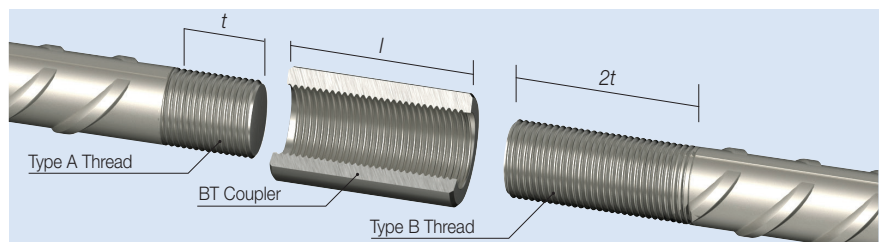
BT Type A

The BT Type A connection utilises internally threaded couplers with a single right hand thread and is suitable for applications where the continuation bar can be rotated. The ends of the bars are upset and threaded for half the length of the coupler (Type A thread).



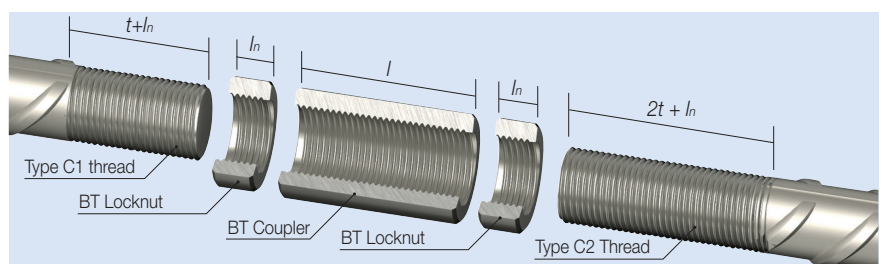
Ancon BT Galvanised Type B

The BT Type B connection uses the same coupler as the Type A, but one bar is threaded for a full coupler length (Type B thread). It is used for applications where it is difficult but not impossible to rotate the continuation bar.



Ancon BT Galvanised Type C

The Type C connection utilises the same coupler as for the Type A, together with locknuts and longer threads to the bar ends. Type C connections are used where the continuation bar cannot be rotated.



Important Notes: The additional thread lengths beyond the final coupler location on Type B and C connections are non-structural and are to be used for positioning purposes only. Couplers shown above do not include the Guiding Chamfer.